





ACESSÓRIO NORMAIS

	<p>01- Chave soquete 110-043</p> <p>Código: 23768</p>		<p>01 - Suporte do FIAT 147 110-044</p> <p>Código: 23769</p>
	<p>01- Suporte MERCEDES 352 110-045</p> <p>Código: 23770</p>		<p>01- Vedação do cano do cabeçote MWM</p> <p>Código: 23810</p>

	<p>06 - Placas de arílicos</p>			
	LARGURA	COMPRIMENTO	ESPESSURA	APLICAÇÃO
	240mm	780mm	30mm	PERKINS 6 C
	190 mm	690 mm	30mm	MERCEDES OM 352 / 366
	240 mm	500 mm	25mm	PERKINS 4 C / MERCEDES 4 C
	150 mm	500 mm	25mm	MONZA / CHEVETE / OPALA 4 C
	190 mm	265 mm	25mm	VOLVO N10, N12 / MWM / OM-355
	180 mm	370 mm	25mm	FIAT 147 / PASSAT Todos

	CABEÇOTES	CÓDIGO DAS PLAQUETAS		
	OM -352 6 C / 314 4 C	PLT-12 (A)	PLT-33 (F)	
	OM-355	PLT-13 (A)		
	OM-366 6 C / 364 4 C	PLT-12 (A)	PLT-14 (F)	PLT-33 (F)
	PASSAT 1.8	PLT-12 (A)	PLT-33 (F)	
	PASSAT 1.8 ALCOOL	PLT-12 (A)	PLT-33 (F)	PLT- 48 (F)
	PERKINS 4 C	PLT-15 (A)	PLT-16 (F)	
	PERKINS 6357	PLT-17 (A)	PLT-18 (F)	
	PERKINS 6358	PLT-18 (F)	PLT-31 (A)	
	CHEVETTE	PLT-19 (A)	PLT-20 (F)	
	SCANIA	PLT-21 (A)	PLT-22 (F)	
	OPALA 4C	PLT-23 (A)		
	FIAT ALCOOL	PLT-24 (A)		PLT- 50 e PLT-50
	FIAT	PLT-24 (A)		
	MONZA	PLT-25 (A)		
	CORCEL	PLT-26 (A)	PLT-27 (F)	
	CORCEL CHT	PLT-26 (A)	PLT-27 (F)	PLT-29 e PLT-30 (F)
	PASSAT 1.5 e 1.6	PLT-12 (A)	PLT-28 (F)	
	MWM	PLT-38 (A)		MANGUEIRA (F)