





 A photograph showing the components of the kit: three blue Allen bolts, three black conical wedges, and a small metal washer.	<p>KIT DE CALÇOS PARA CABEÇOTE IVECO STRALIS. PARA FIXAÇÃO DO CABEÇOTE NAS MORSAS DA FRESADORA DE SEDE RIOMAQ: FAV-1500</p>
 A close-up photograph of the engine head with two red arrows pointing to the installed washers on the head surface.	<p>NO DETALHE AS PORCAS QUE SÃO INSTALADAS SOBRE A FACE DO CABEÇOTE, NOS FUIROS DE FIXAÇÃO DO CABEÇOTE.</p>
 A photograph showing a hand inserting an Allen bolt into the top of the engine head, with a wedge already in place.	<p>O PARAFUSO ALLEN ENTRA JUNTO COM O CALÇO NA PARTE DE CIMA DO CABEÇOTE.</p>
 A photograph showing a hand turning an Allen bolt to tighten it against the wedge on the engine head.	<p>BASTA SOMENTE UM PEQUENO APERTO NOS 04 PARAFUSOS ALLEN.</p>





VISTA DA FACE DO CABEÇOTE, A MORSA APERTA SOBRE AS PORCAS DE FIXAÇÃO DOS CALÇOS.



FIXADO SOBRE AS PORCAS A ESPAÇO SUFICIENTE PARA TRABALHAR COM A FERRAMENTA DE CORTE.



VISTA GERAL DO CABEÇOTE INSTALADO NA  
FRESADORA DE SEDE.  
FAV-1500